

# ACE

## AX 130

### Backhoe Loader

**Capacity : 1.0 cu.m. / 0.24 cu.m.**

Rugged and reliable loading & excavating machine with 2 Wheel Drive and 4 Wheel Drive option.

**ACE** INDIA'S NO. 1  
CRANE BRAND

**DIGMASTER**



## Specifications

## AX 130

<b>Engine</b>	KIRLOSKAR 4R1040T (BS III) 4 cylinder, turbo charged, water cooled diesel engine delivering 76.0 HP @ 2200 rpm and developing high torque with low fuel consumption or suitable equivalent engine	<b>Bucket Capacity</b>	<ul style="list-style-type: none"> <li>Loader Bucket 1.00 cu.m.</li> <li>Excavator Bucket 0.24 cu.m.</li> </ul>
<b>Max Torque</b>	300 Nm @ 1500 rpm	<b>Refill Capacities</b>	<ul style="list-style-type: none"> <li>Hydraulic Tank: 135 ltrs.</li> <li>Fuel Tank: 160 ltrs.</li> <li>Engine Oil: 11 ltrs.</li> <li>Transmission &amp; Torque Converter: 17 ltrs.</li> <li>Rear Axle (Planetary gear box): 3 ltrs.</li> <li>Differential Housing: 14.5 ltrs</li> </ul>
<b>Transmission</b>	Synchro shuttle transmission with torque converter & synchronised gear box. Single switch forward-reverse function for better loading application with 4 forward & 4 reverse speeds.	<b>Tyres</b>	<ul style="list-style-type: none"> <li>Front (2WD) 9.00 - 16 – 16 PR</li> <li>(4WD) 12.5 / 80 – 18 PR</li> <li>Rear - Standard 16.90 - 28 – 12 PR</li> </ul>
<b>Axle</b>	Front : Drive (In case of 4 WD) & Steer Axle, centrally pivoted Rear : Rigid axle with CARRARO planetary drive.	<b>Optional Equipment</b>	<ul style="list-style-type: none"> <li>Fork Lift Attachment</li> <li>Excavator bucket:0.06 cu.m./0.09 cu.m/0.12 cu.m./0.18 cu.m. &amp; 0.30 cu.m.</li> <li>6-in-1 loader bucket</li> <li>Ripper Tooth</li> <li>Heavy Duty Tyres (14.00 x 25)</li> <li>Fire extinguisher</li> <li>Jaw Buket</li> <li>Rock Breaker</li> <li>Cabin with Fops</li> </ul>
<b>Steering</b>	Hydrostatic steering for reliability and better control.	<b>Variant Model</b>	4 Wheel Drive with Kirloskar 4R1040TA 4 cylinder, inline water cooled turbo charged engine delivering 96 HP @ 2200 rpm
<b>Brakes</b>	Hydraulically actuated wet disc brakes at rear wheels with twin pedals in cabin for better control. Mechanically actuated disc brakes for parking.		
<b>Cabin</b>	ROPS fully enclosed wide view cabin with easy entry and exit from the cabin.		
<b>Hydraulic System</b>	Main Pump flow : 102 lpm Relief Pressure : 210 bar		
<b>Electrical System</b>	12V Battery with negative earth and suitable alternator.		
<b>Operating weight</b>	7500 kgs.		

## Load Chart

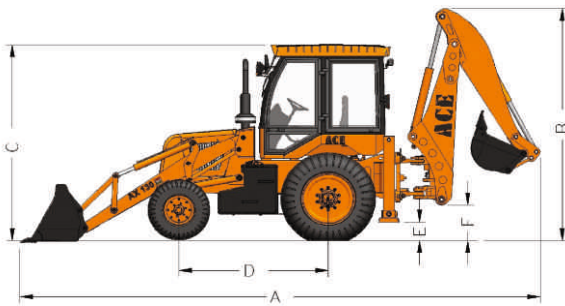


100%  
Swadeshi

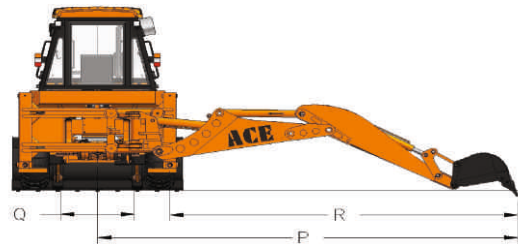
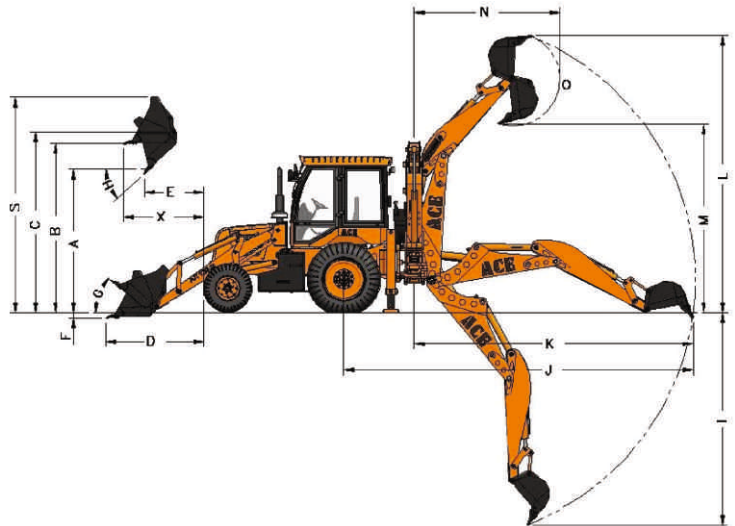


## DIGMASTER

### Static Dimensions



A. OVERALL LENGTH	7.80 M
B. OVERALL HEIGHT	3.56 M
C. HEIGHT TO TOP OF CAB	2.90 M
D. WHEELBASE	2.22 M
E. MIN. GROUND CLEARANCE	0.26 M
F. SLEW GROUND CLERANCE	0.53 M
WIDTH (OVER BUCKET)	2.38 M
TRACK WIDTH FRONT	1.84 M
TRACK WIDTH REAR	1.72 M



### Loader Performance

A. DUMP HEIGHT	2.78 M
B. LOADOVER HEIGHT	3.25 M
C. BUCKET PIN HEIGHT	3.46 M
D. REACH AT GROUND	1.95 M
E. REACH AS FULL HEIGHT BUCKET DUMPED	1.15 M
F. BELOW GROUND LEVEL DIG DEPTH	0.08 M
X. MAX. REACH AT FULL HEIGHT	1.53 M
G. ROLLBACK AT GROUND	40°
H. DUMP ANGLE	42°
HYDRAULIC LIFT CAPACITY TO FULL HEIGHT	4450 kgs
PAY LOAD	1850 kg
LOADER BREAKOUT FORCE BUCKET	6100 kgf
LOADER BREAKOUT FORCE ARM	3350 kgf

### Excavator Performance

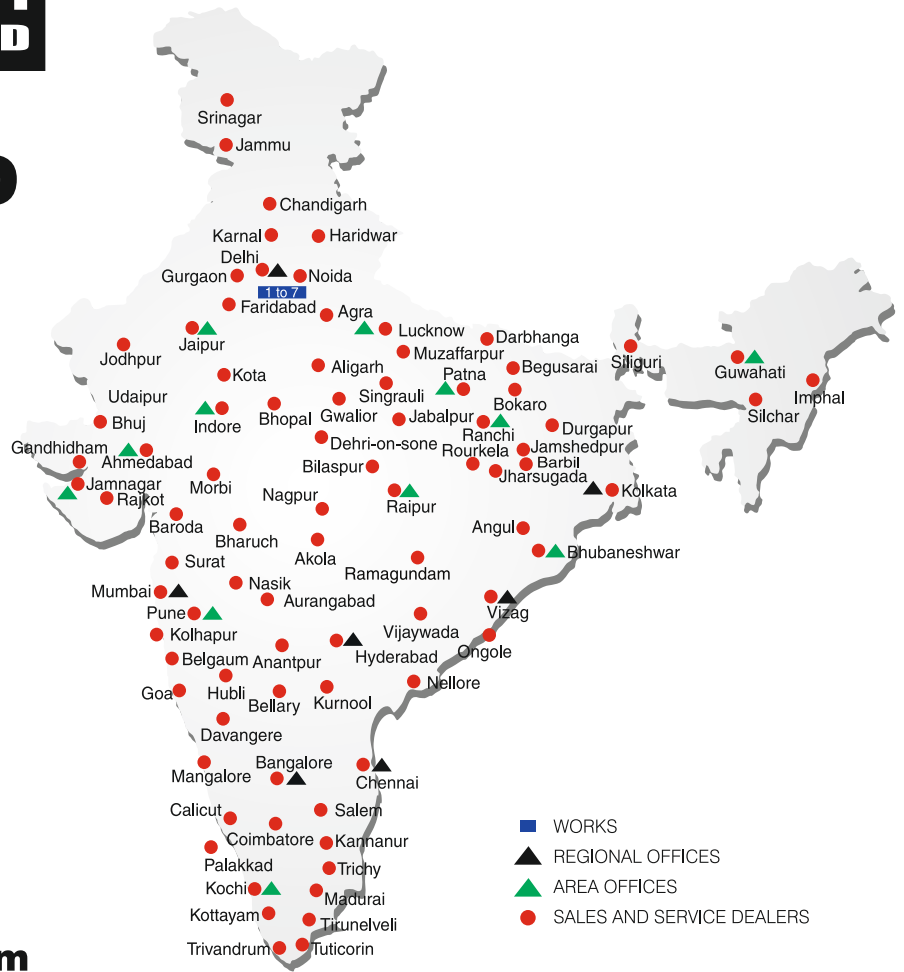
I. MAX. DIG DEPTH	4.7 M
J. REACH GROUND LEVEL TO REAR WHEEL CENTER	6.73 M
K. REACH GROUND LEVEL TO SLEW CENTER	5.5 M
L. MAX. WORKING HEIGHT	5.29 M
M. MAX. LOADOVER HEIGHT	3.62 M
N. REACH AT FULL HEIGHT TO SLEW CENTER	2.81 M
O. BUCKET ROTATION POWER	185
P. SIDE REACH TO CENTER LINE OF MACHINE	5.71 M
Q. KING POST TRAVEL	1.02 M
R. REACH GROUND LEVEL TO STABILISER START POINT	4.70 M
S. FULL OPERATING HEIGHT	4.12 M
BUCKET TEAROUT FORCE	5700 kgf
DIPPER TEAROUT FORCE	3200 kgf
LIFT CAPACITY TO BUCKET PIVOT AT FULL REACH	1490 kg

# BUILT TO PERFORM



**RELIABLE AND  
DEPENDABLE  
EFFICIENCY**

## NETWORK



**Toll Free Help Line  
1800 1800 004**

[www.ace-cranes.com](http://www.ace-cranes.com)

### MARKETING H.Q.

4th Floor, Pinnacle  
Surajkund, NCR-121009  
Ph. : +91-129-4550000  
Fax : +91-129-4550022  
E-mail: marketing@ace-cranes.com

### REGISTERED OFFICE

Dudhola Link Road, Dudhola  
Palwal-121102, Haryana  
Ph.: +91-1275-280111  
Fax: +91-1275-280133  
CIN : L74899HR1995PLC053860

### MUMBAI OFFICE

31, "Kalpataru Court"  
Chembur, Mumbai - 400074  
Ph.: +91-22-25206846, 25207070  
Fax: +91-22-25207071  
E-mail: acemumbai@ace-cranes.com

### KOLKATA OFFICE

"Forma Towers" 84-A, Second Floor  
AJC Bose Road, Kolkata - 700014  
Ph.: +91-9038070630  
E-mail: acekolkata@ace-cranes.com

### CHENNAI OFFICE

1st Floor, "Alsa Regency", 165  
Eldams Road, Alwar Pet  
Chennai - 600018  
Ph.: +91-44-24314253  
Fax: +91-44-24314252  
E-mail: acechennai@ace-cranes.com

## HERE TO SERVE YOU.

### SPARE PARTS & SERVICE

ACE has all India Sales and Service network operating out of all the major cities. These outlets are fully equipped to provide genuine spare parts and services by company trained engineers. These outlets are further supported by company officials based at Delhi, Mumbai, Chennai, Kolkatta, Ahmedabad, Surat, Pune, Jaipur, Chandigarh, Ranchi, Raipur, Indore, Bhubneshwar, Lucknow, Jamnagar, Hyderabad, Bangalore, Guwahati, Patna, Vizag & Kochi.



**Action Construction Equipment Ltd.**

Contact:



ACE reserves the right to alter any specifications without prior notice. Dimensions, weights & capacities mentioned herein are variable by ± 5%. Accessories if shown are not part of the Standard Equipment.